


Tubular-steel trucks



aluminium versions
on following pages



Tubular-steel truck
Article no. esk710.020

Tubular-steel trucks

Tubular-steel trucks of robust welded construction with safety handles. Toe of sheet steel. On trucks with skids, the plastic skids are replaceable. Powder-coated RAL 5010 gentian blue, permanent surface protection, impact-resistant and scratch-resistant. Pneumatic or solid-rubber tyres on steel wheels with precision deep-groove ball bearings and plastic wheel cap.

Tubular-steel trucks

Article no.		Dimension			Toe plate		Weight	Load cap.	Wheel diam.
		mm			mm				
		a	b	c	d	e	kg	kg	mm
esk710.020	P	614	455	1100	400	150	14,0	250	260×85
esk710.021	SR	614	455	1100	400	150	17,5	250	250×60

Steel-rim wheels with precision deep-groove ball bearings

P = pneumatic tyres, SR = Solid-rubber tyres



Tubular-steel truck
Article no. esk710.015

Tubular-steel trucks

Article no.		Dimension			Toe plate		Weight	Load cap.	Wheel diam.
		mm			mm				
		a	b	c	d	e	kg	kg	mm
esk710.015	P	570	531	1100	320	250	13,0	200	260×85
esk710.016	SR	570	531	1100	320	250	17,0	200	250×60

Steel-rim wheels with precision deep-groove ball bearings

P = pneumatic tyres, SR = Solid-rubber tyres




Tubular-steel truck
Article no. esk710.010

Tubular-steel trucks

Article no.		Dimension			Toe plate		Weight	Load cap.	Wheel diam.
		mm			mm				
		a	b	c	d	e	kg	kg	mm
esk710.010	P	570	586	1305	320	250	17,0	250	260×85
esk710.011	SR	570	586	1305	320	250	21,0	250	250×60

Steel-rim wheels with precision deep-groove ball bearings

P = pneumatic tyres, SR = Solid-rubber tyres



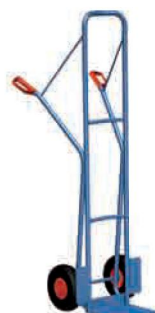
Tubular-steel truck
Article no. esk710.005

Tubular-steel trucks with plastic skids

Article no.		Dimension			Toe plate		Weight	Load cap.	Wheel diam.
		mm			mm				
		a	b	c	d	e	kg	kg	mm
esk710.005	P	570	605	1305	320	250	18,0	250	260×85
esk710.006	SR	570	605	1305	320	250	22,0	250	250×60

Steel-rim wheels with precision deep-groove ball bearings

P = pneumatic tyres, SR = Solid-rubber tyres



Tubular-steel truck
Article no. esk710.030

Tubular-steel trucks

Article no.		Dimension			Toe plate		Weight	Load cap.	Wheel diam.
		mm			mm				
		a	b	c	d	e	kg	kg	mm
esk710.030	P	550	738	1600	300	260	19,5	250	260×85
esk710.031	SR	550	738	1600	300	260	23,5	250	250×60

Steel-rim wheels with precision deep-groove ball bearings

P = pneumatic tyres, SR = Solid-rubber tyres

Tubular-steel trucks



aluminium versions
on following pages



Tubular-steel truck
Article no. esk710.205

For additional carrying bars for all trucks on pages 65 to 77, see page 75

Tubular-steel truck with large toe

Article no.		Dimension			Toe plate		Weight	Load cap.	Wheel diam.
		mm			mm				
		a	b	c	d	e	kg	kg	mm
esk710.205	P	685	600	1110	480	300	18,0	250	260×85
esk710.206	SR	685	600	1110	480	300	22,0	250	250×60

Steel-rim wheels with precision deep-groove ball bearings

P = pneumatic tyres, SR = Solid-rubber tyres



Tubular-steel truck
Article no. esk710.207

Tubular-steel truck with large toe

Article no.		Dimension			Toe plate		Weight	Load cap.	Wheel diam.
		mm			mm				
		a	b	c	d	e	kg	kg	mm
esk710.207	P	685	702	1185	480	300	21,5	250	260×85
esk710.208	SR	685	702	1185	480	300	25,0	250	250×60

Steel-rim wheels with precision deep-groove ball bearings

P = pneumatic tyres, SR = Solid-rubber tyres



Tubular-steel truck
Article no. esk710.203



New safety handles

using improved materials; their flexibility reduces the risk of breakage and ensures optimum user safety.

Tubular-steel truck with large toe

Article no.		Dimension			Toe plate		Weight	Load cap.	Wheel diam.
		mm			mm				
		a	b	c	d	e	kg	kg	mm
esk710.203	P	570	636	1305	480	300	19,5	250	260×85
esk710.204	SR	570	636	1305	480	300	23,5	250	250×60

Steel-rim wheels with precision deep-groove ball bearings

P = pneumatic tyres, SR = Solid-rubber tyres



Tubular-steel truck
Article no. esk710.201



New plastic skids

Specially developed by , provide optimum safety. They continue past the bend in the tube to ensure there is no chance of catching or jamming.

Tubular-steel truck with large toe with plastic skids

Article no.		Dimension			Toe plate		Weight	Load cap.	Wheel diam.
		mm			mm				
		a	b	c	d	e	kg	kg	mm
esk710.201	P	570	657	1305	480	300	19,5	250	260×85
esk710.202	SR	570	657	1305	480	300	23,5	250	250×60

Steel-rim wheels with precision deep-groove ball bearings

P = pneumatic tyres, SR = Solid-rubber tyres

Tubular-steel trucks



Tubular-steel truck
Article no. esk1151

Tubular-steel trucks

Tubular-steel truck of robust welded construction with safety handles. Toe of sheet steel. Powder-coated RAL 5010 gentian blue, permanent surface protection, impact-resistant and scratch-resistant. Pneumatic or solid-rubber tyres on pressed-steel wheels with ball bearings and plastic wheel cap.

Tubular-steel truck

Article no.		Dimension			Toe plate		Weight	Load cap.	Wheel diam.
		mm			mm				
		a	b	c	d	e	kg	kg	mm
esk1150	SR	500	500	1100	400	110	15,5	200	250×60
esk1151	P	500	500	1100	400	110	13,0	200	260×85

P = pneumatic tyres, SR = Solid-rubber tyres



Tubular-steel truck
Article no. esk1153

Tubular-steel truck

Article no.		Dimension			Toe plate		Weight	Load cap.	Wheel diam.
		mm			mm				
		a	b	c	d	e	kg	kg	mm
esk1152	SR	600	510	1150	450	120	16,0	250	250×60
esk1153	P	600	510	1150	450	120	13,5	250	260×85

P = pneumatic tyres, SR = Solid-rubber tyres



Tubular-steel truck
Article no. esk1155

Tubular-steel truck

Article no.		Dimension			Toe plate		Weight	Load cap.	Wheel diam.
		mm			mm				
		a	b	c	d	e	kg	kg	mm
esk1154	SR	600	530	1150	450	120	18,5	250	250×60
esk1155	P	600	530	1150	450	120	16,0	250	260×85

P = pneumatic tyres, SR = Solid-rubber tyres



Tubular-steel truck
Article no. esk1251

Tubular-steel truck

Article no.		Dimension			Toe plate		Weight	Load cap.	Wheel diam.
		mm			mm				
		a	b	c	d	e	kg	kg	mm
esk1250	SR	650	540	1250	450	150	19,5	250	250×60
esk1251	P	650	540	1250	450	150	17,0	250	260×85

P = pneumatic tyres, SR = Solid-rubber tyres

Appliance trucks



Appliance truck
Article no. esk1400

Appliance trucks

Appliance trucks of robust welded construction with safety handles, for transporting ovens, refrigerators, washing machines etc. Toe and bars with hollow rubber profile protect the transported goods and reduced the risk of slipping. Powder-coated RAL 5010 gentian blue, permanent surface protection, impact-resistant and scratch-resistant. Pneumatic tyres on pressed-steel wheels with ball bearing and wheel cap, or with 2 three-arm star wheels for stair-climbing transport. Additional carrying bar available for stair-climbing applications.



Appliance truck

Article no.		Dimension			Toe plate		Weight	Load cap.	Wheel diam.
		mm			mm				
		a	b	c	d	e	kg	kg	mm
esk1400	SR	705	575	1450	450	122	32,0	250	250×60

SR = Solid-rubber tyres



Appliance truck
Article no. esk1157

Appliance truck with 2 three-arm star wheels

Article no.		Dimension			Toe plate		Weight	Load cap.	Wheel diam.
		mm			mm				
		a	b	c	d	e	kg	kg	mm
esk1157	SR	660	520	1150	450	150	21,0	250	160×40

SR = Solid-rubber tyres



Appliance truck
Article no. esk1156



Appliance truck with pneumatic tyres

Article no.		Dimension			Toe plate		Weight	Load cap.	Wheel diam.
		mm			mm				
		a	b	c	d	e	kg	kg	mm
esk1156	P	660	440	1150	450	150	17,5	250	260×85

P = pneumatic tyres



For additional carrying bars for all trucks on pages 65 to 77, see page 75

Additional carrying bar for stair climbing

Article no.	Weight	Length
	kg	mm
egsk1156	3,0	850
		carrying bar

Additional carrying bar
Article no. egsk1156